

PENGUIN

Word Families



[Blog](#)
[Teachers Pay Teachers](#)
[Facebook](#)
[Pinterest](#)



Teacher/Parent Instructions for
PENGUIN WORD FAMILIES

Great literacy center.

1. Print a copy of the penguins and ice rinks.

Tip: Printing on cardstock is best.




Tip: The packet includes blank penguins and a blank ice rink template for you to use if you'd prefer practicing different word families.

2. Cut out each penguin.
3. Place the penguins in a brown bag so that children cannot see the cards inside.
4. Spread the ice rinks out on a flat surface.
5. Ask children to pull out one penguin at a time, read the word out loud, and lay it on the correct ice rink. Play continues until all penguins have been sorted.
















- an






-op






-ed




-in



- ad



- un



Name _____

Penguin Word Family Sort

-an	-op	-ed	-in	-ad	-un



Name _____

Penguin Word Family Sort

