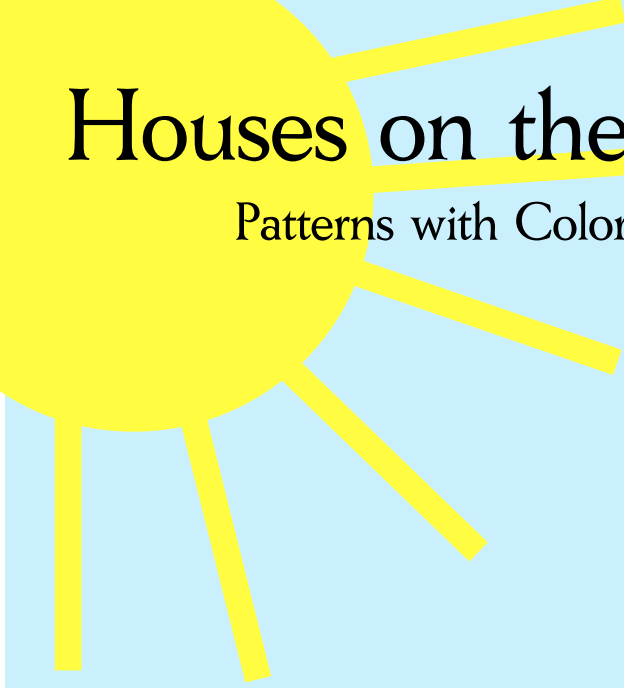




# Houses on the Hill

Patterns with Color



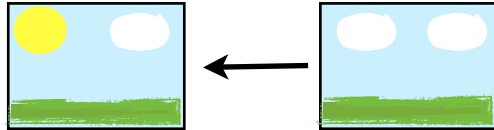


# Houses on the Hill

## Patterns with Colors

### To Prepare the Game:

- Cut out the colored houses.
- Glue the two background pages side by side.



### To Play:

- Arrange the houses in a pattern and “read” the pattern with your child.
- Repeat above a few times to see if your child understands what a pattern is and how it works.
- Create the beginning of a pattern using the colored houses and have your child complete the pattern.
- Try a variety of patterns from simple to more complex. Below are some examples:



- Have your child create a pattern and you complete it.